



ELSEVIER

Kaliteli Arařtırma ıktılarını Nasıl Artırabiliriz?

Bu ıktılarla, Bilimsel İřbirlikleri ve Ulusal Kalkınma için

Neler Yapabiliriz?

Mart,2019

Derya ALPTEKİN, Account Manager



Ajanda

- Akademik çıktı nedir?
- Akademik çıktının kalitesi nasıl ölçülür?
- Analize dahil edilen bölge üniversiteleri
- Genel görünüm
- Dünya / Avrupa / Türkiye / Bölge performans metrikleri karşılaştırmaları
- İşbirliğini nasıl artırabiliriz? Doğru işbirliklerini nasıl belirleriz? Örnek çalışma: İskenderun Teknik Üniversitesi İşbirliği analizi ve potansiyel işbirlikleri



Akademik ıktı Nedir?

Akademik ıktı olarak temel alınan yayın trleri asagidaki gibidir:

1. Articles (Makaleler)
2. Reviews (Deęerlendirmeler)
3. Conference papers (Konferans bildirileri)
4. Editorials (editr yazıları)
5. Short surveys (kısa anketler)
6. Books (kitaplar)



Akademik Çıktının Kalitesi Nasıl Ölçülür?



Araştırma çıktılarının kalite ölçümü



İdeal ölçüm ve metrikler

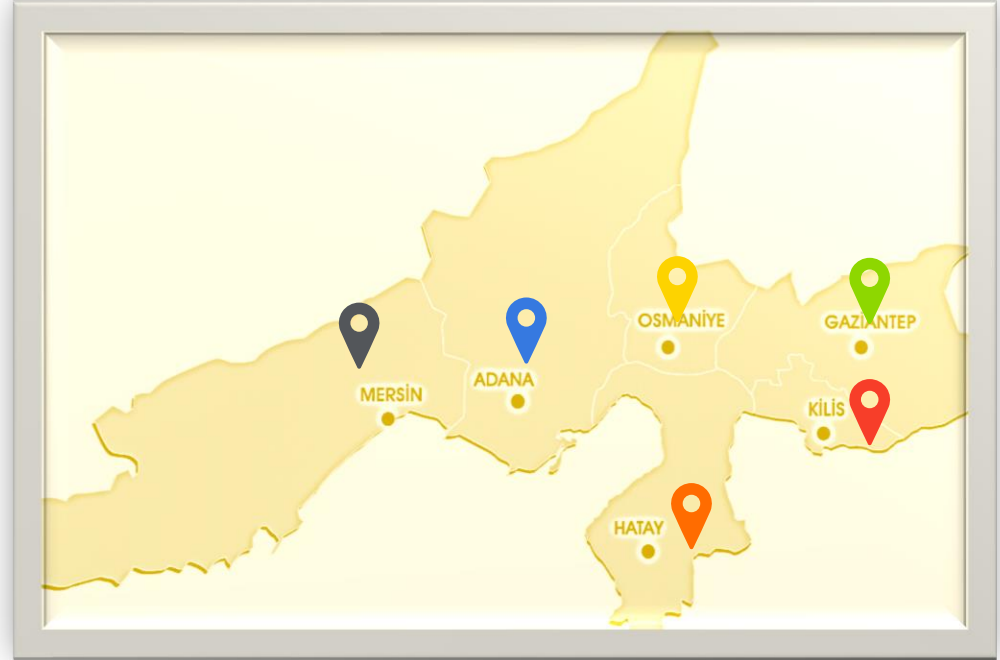


Bölge, Türkiye, Dünya çıktıları analizi



Analizimize dahil edilen üniversiteler:

1. İskenderun Teknik Üniversitesi
2. Adana Bilim ve Teknoloji Üniversitesi
3. Cukurova Üniversitesi
4. Çağ Üniversitesi
5. Gaziantep Üniversitesi
6. Kilis 7 Aralık Üniversitesi
7. Mersin Üniversitesi
8. Mustafa Kemal Üniversitesi
9. Osmaniye Korkut Ata Üniversitesi



GENEL GÖRÜNÜM



aTitle (change with Header & Footer button)

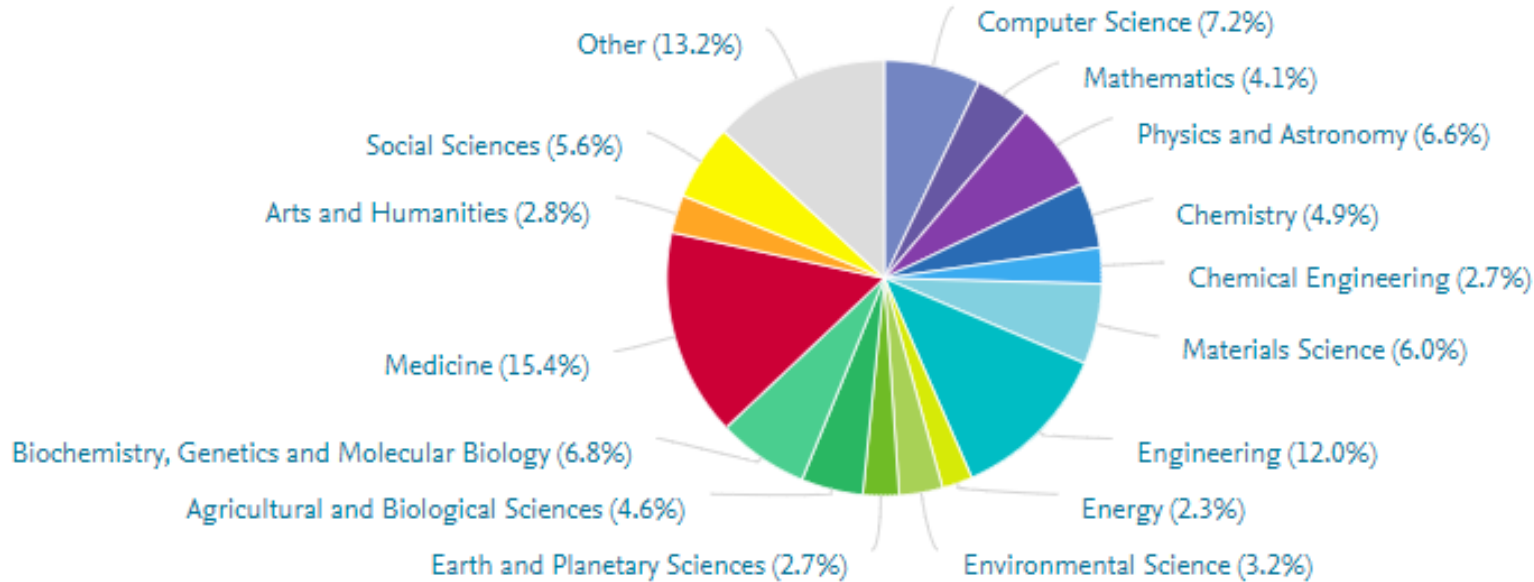
8-4-2019

Dünya / Avrupa / Türkiye / Bölge Ölçeğinde Bilimsel Üretim (2013 -2018)

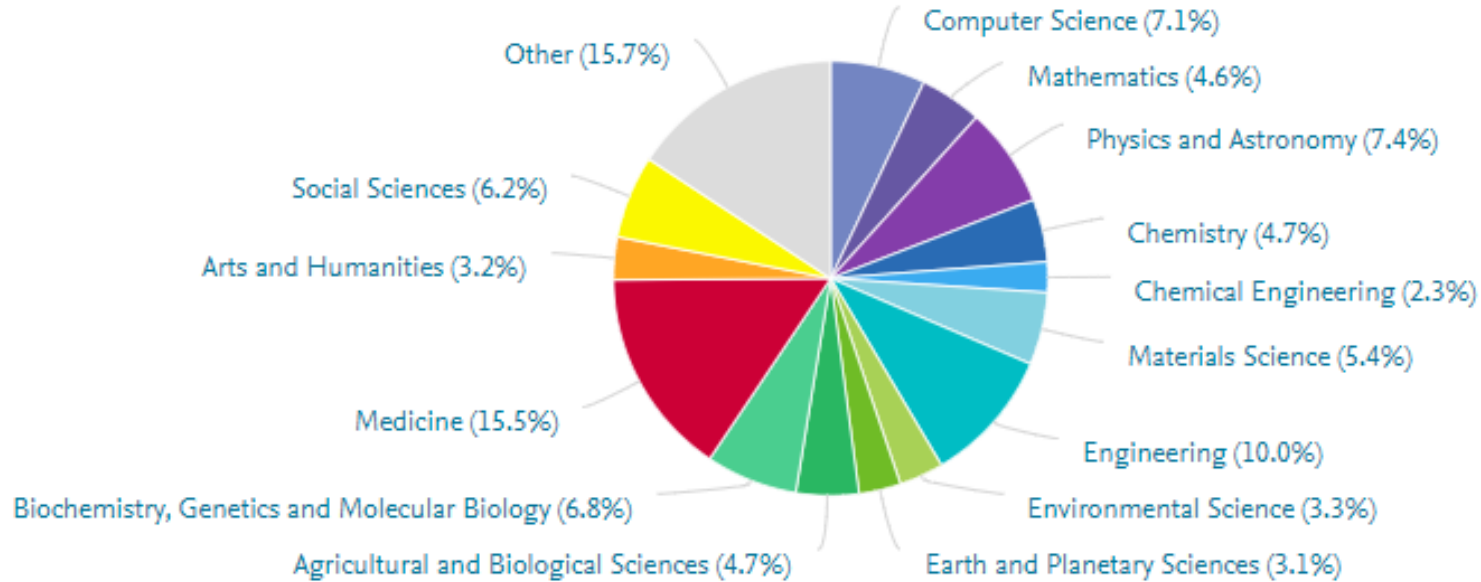
	Dünya	Avrupa	Türkiye	Bölge
Çıktı (Academic Output)	17+ milyon	6+milyon	260,345	13,705
Yazarlar (Authors)	16+ milyon	~4.3 milyon	192,011	7,928
Atıf Sayısı (Citation Count)	103+ milyon	~41.8 milyon	1,2+ milyon	93,923
Çıktı Başına Düşen Atıf (Citation per Publication)	5.9	6.9	4.7	6.9
Alan Ağırlıklı Atıf Etkisi (Field Weighted Citation Impact)	1.00	1.18	0.83 <1	1.05 >1



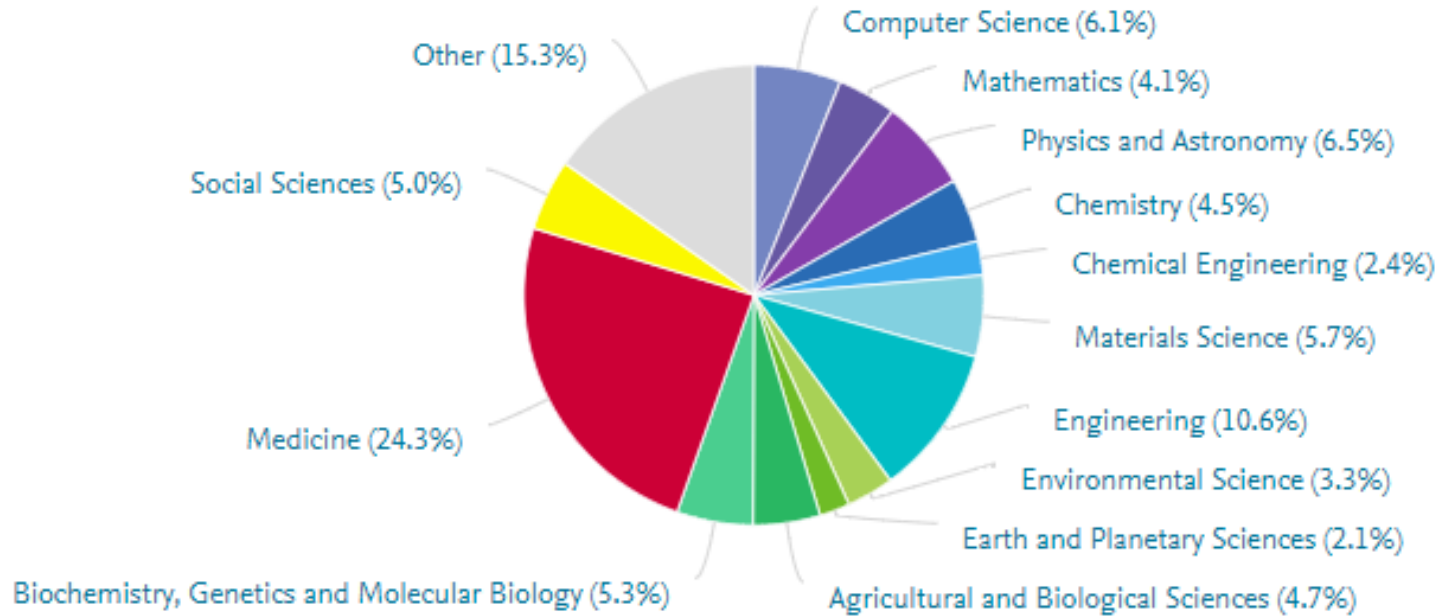
Dünya Ölçeğinde Bilimsel Üretim (2013 -2018)



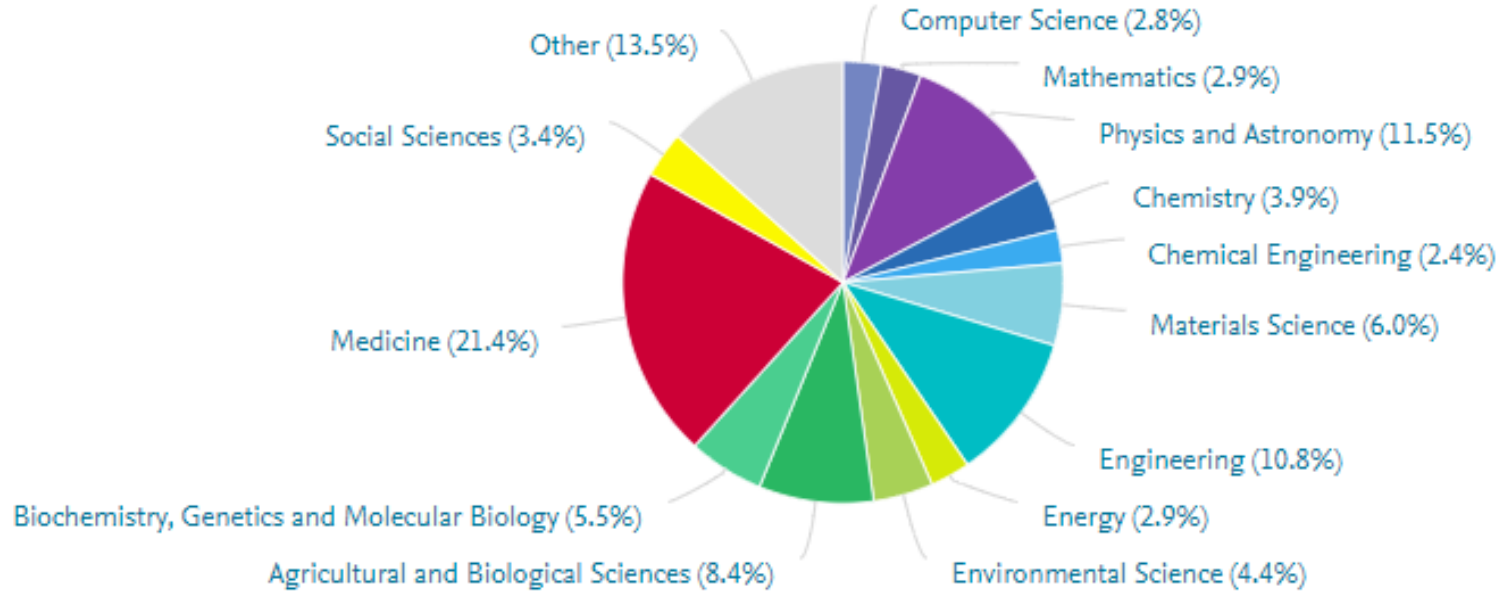
Avrupa Ölçeğinde Bilimsel Üretim (2013 -2018)



Türkiye Ölçeğinde Bilimsel Üretim (2013 -2018)



Bölge Ölçeğinde Bilimsel Üretim (2013 -2018)



Dünya / Avrupa / Türkiye / Bölge Ölçeğinde Alanlara Göre Bilimsel

Üretim (İlk üç alan) (2013 -2018)

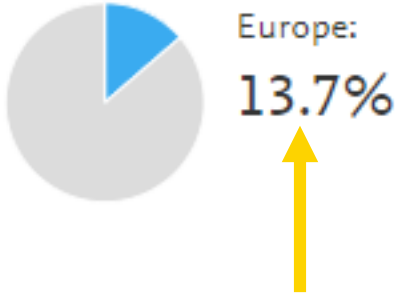
Dünya	Tıp %15.4	Mühendislik %12	Bilgisayar Bilimi %7.2
Avrupa	Tıp %15.5	Mühendislik %10	Fizik ve Astronomi %7.1
Türkiye	Tıp %24.3	Mühendislik %10.6	Fizik ve Astronomi %6.5
Bölge	Tıp %21.4	Fizik ve Astronomi %11.5	Mühendislik %10.8



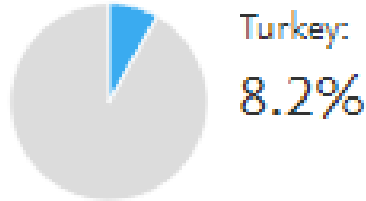
Avrupa / Türkiye / Bölge Ölçeğinde Bilimsel Performans Göstergeleri (2013-2018)

Dünya'da en çok atıf alan ilk %10'luk dilimde yer alan makale oranı

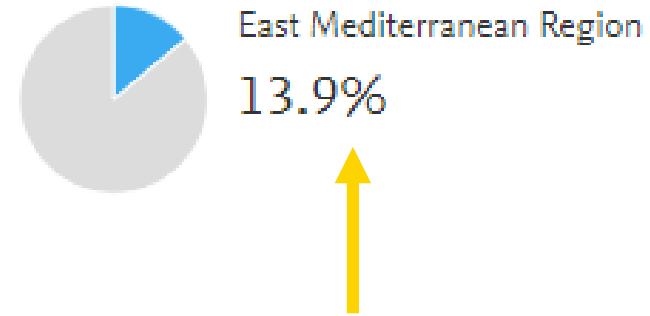
Avrupa



Türkiye



Bölge

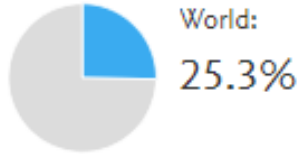


Dünya / Avrupa / Türkiye / Bölge Ölçeğinde Bilimsel Performans Göstergeleri

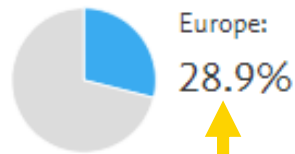
(2013-2018)

Dünya'da en çok atıf alan ilk %10'luk dilimde yer alan dergilerde yayın yapma oranı

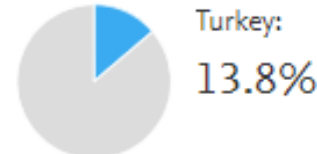
Dünya



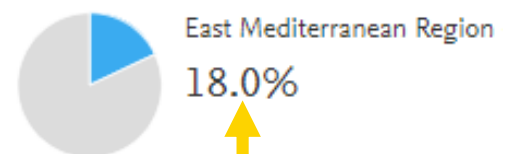
Avrupa



Türkiye



Bölge

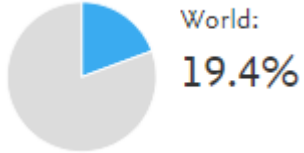


Dünya / Avrupa / Türkiye / Bölge Ölçeğinde Bilimsel Performans Göstergeleri

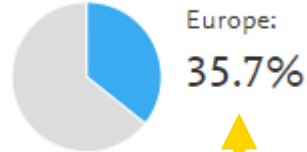
(2013-2018)

Uluslararası İşbirliği
(Ortak yazarlı makaleler)

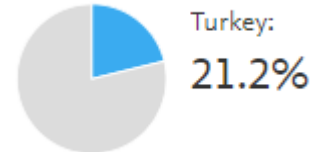
Dünya



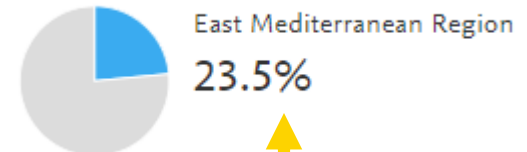
Avrupa



Türkiye



Bölge



Dünya / Avrupa / Türkiye / Bölge Ölçeğinde Bilimsel Performans Göstergeleri

(2013-2018)

Üniversite – Sanayi İşbirliği
(Ortak yazarlı makaleler)

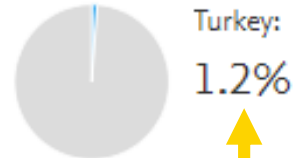
Dünya




Avrupa



Türkiye



Bölge



İşbirliği – FWCI İlişkisi

	Field-Weight...	Collaboration %	Academic-C...
Europe	1.18	35.6	3.0
East Mediterranean Region	1.05	23.6	0.5
World	1.00	19.3	2.1
Turkey	0.83	21.1	1.2

Metric 1: Field-Weighted Citation Impact ⚙️

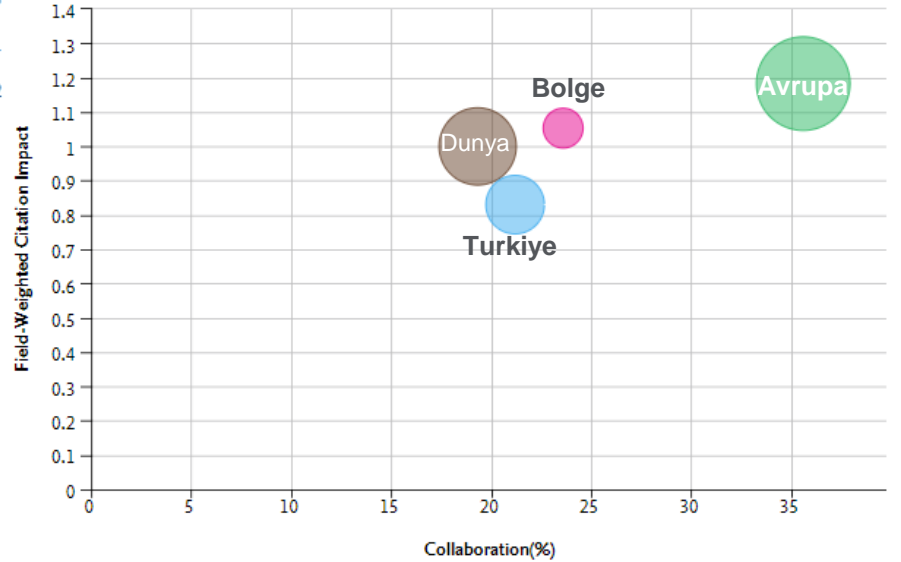
Types of publications included: all. Self-citations included: yes.

Metric 2: Collaboration ⚙️ (International, %)

Types of publications included: all. Field-weighted: no

Metric 3: Academic-Corporate Collaboration ⚙️ (%)

Types of publications included: all.



Title (change with Header & footer button)

8-4-2019


ELSEVIER

İşbirliğini nasıl artırabiliriz? Doğru işbirliklerini nasıl belirleriz?

Bir örnek çalışma: İskenderun Teknik Üniversitesi İşbirliği Analizi
ve Potansiyel İşbirlikleri








Collaboration

[+ Add to Reporting](#) [Shortcuts](#) 

Publications at Iskenderun Technical University, by amount of international, national and institutional collaboration



Metric		Publications	Citations	Citations per Publication	Field-Weighted Citation Impact
 International collaboration	14.9%	47	264	5.6	 1.47
 Only national collaboration	56.8%	179	581	3.2	1.28
 Only institutional collaboration	21.3%	67	236	3.5	1.34
 Single authorship (no collaboration)	7.0%	22	31	1.4	0.94

Academic-Corporate Collaboration

[+ Add to Reporting](#) [Shortcuts](#) 

Publications at Iskenderun Technical University with both academic and corporate author affiliations













Metric		Publications	Citations	Citations per Publication	Field-Weighted Citation Impact
 Academic-corporate collaboration	0.6%	2	46	23.0	 5.33
 No academic-corporate collaboration	99.4%	313	1,066	3.4	1.27



Title (change with Header & Footer button)

8-4-2019

İskenderun Teknik Üniversitesi'nin en fazla işbirliği yaptığı 10 kurum

Institution	Co-authored publications ↓	Co-authors at İskenderun Technical University	Co-authors at the other institution	Field-Weigh... ▾
 Cukurova University ★	52 ▲	46 ▲	46 ▲	1.42
 Middle East Technical University (METU)	36 ▲	20 ▲	15 ▲	1.21
 Mustafa Kemal University ★	24 ▲	23 ▲	17 ▲	0.55
 Pamukkale University	14 ▲	5 ▲	6 ▲	5.75
 Bozok University	12 ▲	11 ▲	5 ▲	0.74
 Karadeniz Technical University	12 ▲	7 ▲	14 ▲	1.04
 Kilis 7 Aralik University ★	11 ▲	10 ▲	2 ▲	0.75
 Gaziantep University ★	9 ▲	5 ▲	14 ▲	0.70
 Yıldiz Technical University	9 ▲	3 ▲	6 ▲	0.49
 Adiyaman University	8 ▲	9 ▲	4 ▲	1.24



Title (change with Header & footer button)

8-4-2019

İskenderun Teknik Üniversitesi ve Çukurova Üniversitesi İşbirliği Analizi

(2013-2018)



Iskenderun Technical University

46 ▲

co-authors with Cukurova University

1.31

Field-Weighted Citation Impact

Co-authored

52 ▲

publications

1.42

Field-Weighted Citation Impact

Cukurova University

46 ▲

co-authors with Iskenderun Technical University

1.15

Field-Weighted Citation Impact



Authors	196 ▲	-	2,896 ▲
Scholarly Output	313 ▲	-	4,991 ▲
Views count (from Scopus)	4,806	588	164,109
Field-Weighted Views Impact	1.13	0.94	2.60
Citation Count	1,149	147	37,822



Title (change with Header & footer button)

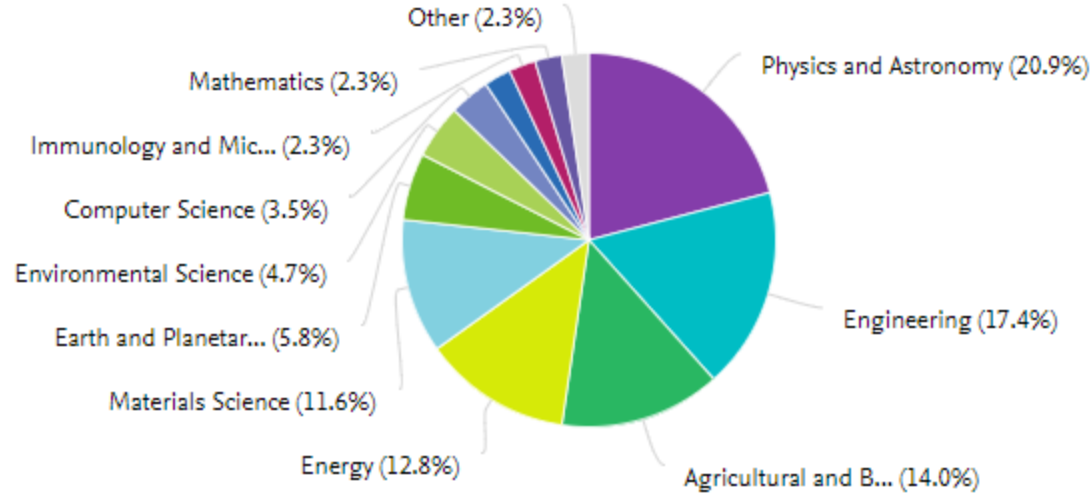
8-4-2019

ELSEVIER

İskenderun Teknik Üniversitesi ve Çukurova Üniversitesi İşbirliği Analizi



(2013-2018)



İskenderun Teknik Üniversitesi ve Çukurova Üniversitesi Potansiyel



İşbirliği Analizi (2013-2018) (Örnek 10 yazar)



İskenderun Technical University

Cukurova University

<input type="checkbox"/> Yola, Mehmet Lütfi	13	190	<input type="checkbox"/> Dozen, C.	607	18,835
<input type="checkbox"/> Günen, Ali İ.	11	33	<input type="checkbox"/> Gökbulut, G.	607	18,835
<input type="checkbox"/> Kutlu, Yakup	11	9	<input type="checkbox"/> Girgis, S.	606	18,829
<input type="checkbox"/> Kanca, Erdoğan	9	27	<input type="checkbox"/> Kangal, E. E.	604	18,647
<input type="checkbox"/> Sakalli, Abdulla	8	26	<input type="checkbox"/> Önengüt, Gulsen	600	18,411
<input type="checkbox"/> Dereli, T.	8	21	<input type="checkbox"/> Hos, I.	564	18,653
<input type="checkbox"/> Aylıkçı, Volkan	8	4	<input type="checkbox"/> Özdemir, Kadri	498	17,175
<input type="checkbox"/> Çam, Guerel	7	71	<input type="checkbox"/> Dumanoğlu, İsa	494	16,321
<input type="checkbox"/> Yucel, Nebil	7	14	<input type="checkbox"/> Tali, B.	490	16,890
<input type="checkbox"/> Kar, Yakup	7	12	<input type="checkbox"/> Çerçi, Salim	486	16,343



Title (change with Header & footer button)

8-4-2019

İskenderun Teknik Üniversitesi'nin Avrupa'da Potansiyel İşbirlikleri (FWCI sıralamasına göre) (2013-2018) (İlk 10 üniversite)



Institutions not yet collaborating with İskenderun Technical University

Europe All countries All sectors All authors reset filter

4,760 not yet collaborating institutions

Map

Table

+ Add to Reporting

Export

Shortcuts

Find institution



Institution	Publications	Authors	Field-Weigh...	Field-Weigh...
University of Oxford	80,789 ▲	33,713 ▲	2.29	1.66
Erasmus University Rotterdam	31,452 ▲	13,046 ▲	2.27	1.73
Queen Mary University of London	22,068 ▲	9,896 ▲	2.24	1.90
Imperial College London	68,157 ▲	30,833 ▲	2.18	1.80
University College London	88,217 ▲	37,404 ▲	2.13	1.59
University of Cambridge	67,498 ▲	29,674 ▲	2.13	1.69
University of Bristol	32,080 ▲	13,121 ▲	2.11	1.89
University of Amsterdam	46,758 ▲	18,439 ▲	2.07	1.59
University of Glasgow	28,022 ▲	11,485 ▲	2.07	1.88
Radboud University Nijmegen	32,277 ▲	12,943 ▲	2.06	1.77



Title (change with Header & footer button)

8-4-2019

İskenderun Teknik Üniversitesi ile Erasmus Üniversitesi



Potansiyel Yazarları (2013-2018)

Erasmus
University
Rotterdam



İskenderun Technical University

Erasmus University Rotterdam

<input type="checkbox"/> Karaaslan, Muharrem	46	177	<input type="checkbox"/> Hofman, Albert	785	26,718
<input type="checkbox"/> Akgöl, Oğuzhan	31	103	<input type="checkbox"/> Franco, Oscar H.	482	14,072
<input type="checkbox"/> Ünal, Emin	31	103	<input type="checkbox"/> Jaddoe, Vincent W.V.	459	7,883
<input type="checkbox"/> Altıntaş, O.	17	56	<input type="checkbox"/> Uitterlinden, André G.	458	18,803
<input type="checkbox"/> Yola, Mehmet Lütfi	13	190	<input type="checkbox"/> Tiemeier, H. W.	398	8,007
<input type="checkbox"/> Turan, Cemal	13	33	<input type="checkbox"/> Steyerberg, E. W.	345	10,173
<input type="checkbox"/> Günen, Alı İ.	11	33	<input type="checkbox"/> Serruys, Patrick W.	335	10,117
<input type="checkbox"/> Kutlu, Yakup	11	9	<input type="checkbox"/> Rivadeneira, F.	242	10,235
<input type="checkbox"/> Bağmancı, Mehmet	10	49	<input type="checkbox"/> Ikram, Mohammad Arfan	235	3,870
<input type="checkbox"/> Kanca, Erdoğan	9	27	<input type="checkbox"/> Steegers, Eric A.P.E.	232	2,900



Title (change with Header & footer button)

8-4-2019

Iskenderun Teknik Universitesi'nin Avrupa'da Ozel Sektor Potansiyel

Isbirlikleri (2013-2018) (FWCI siralamasina gore)

Institutions not yet collaborating with Iskenderun Technical University

Europe All countries Corporate All authors reset filter

1,534 not yet collaborating institutions

Map








Table

+ Add to Reporting

Export

Shortcuts

Find institution

Institution	Publications	Authors	Field-Weigh... <input type="button" value="v"/>	Field-Weigh... <input type="button" value="v"/>
 Sanofi-Aventis	1,241 <input type="button" value="▲"/>	1,269 <input type="button" value="▼"/>	2.87	1.70
 Boehringer Ingelheim GmbH	3,092 <input type="button" value="▼"/>	2,847 <input type="button" value="▲"/>	2.80	1.48
 Novartis	4,665 <input type="button" value="▼"/>	5,139 <input type="button" value="▲"/>	2.73	1.41
 F. Hoffmann-La Roche AG	2,752 <input type="button" value="▲"/>	2,380 <input type="button" value="▲"/>	2.52	1.49
 AstraZeneca	4,903 <input type="button" value="▲"/>	4,599 <input type="button" value="▲"/>	2.48	1.33
 ASML Netherlands BV	525 <input type="button" value="▲"/>	830 <input type="button" value="▲"/>	2.47	1.13
 Research Institute of Molecular Pathology (IMP)	540 <input type="button" value="▲"/>	432 <input type="button" value="▲"/>	2.44	1.45
 Nokia Siemens Networks	534 <input type="button" value="▼"/>	411 <input type="button" value="▼"/>	2.44	0.82
 Nokia	3,933 <input type="button" value="▼"/>	2,162 <input type="button" value="▼"/>	2.41	0.88
 GlaxoSmithKline	6,212 <input type="button" value="▼"/>	6,615 <input type="button" value="▼"/>	2.38	1.66



Title (change with Header & footer button)

8-4-2019











Iskenderun Teknik Universitesi'nin Ortadogu'da Ozel Sektor Potansiyel

Isbirlikleri (2013-2018) (FWCI siralamasina gore)

Middle East All countries Corporate All authors reset filter

66 not yet collaborating institutions

Map Table + Add to Reporting Export Shortcuts Find institution

Institution	Publications	Authors	Field-Weigh...	Field-Weigh...
 Hy Laboratories Ltd.	14 ▲	7	7.56	2.06
 Gamida Cell Ltd. Cell Therapy Technologies	3 ▲	20	5.64	1.92
 Technical Enterprises Company	3 ▲	1 ▲	3.60	2.81
 Israeli Computational Fluid Dynamics Center	3 ▼	3 ▼	3.20	1.52
 Pharmos Ltd, Israel	1 ▲	3	3.13	1.49
 Insightec Ltd	31 ▼	19 ▼	2.96	1.25
 ARGELA Technologies	10 ▲	27 ▲	2.69	1.17
 Hamad Medical Corporation	2,061 ▲	2,018 ▲	2.34	2.20
 BiondVax Pharmaceuticals Ltd.	4 ▲	10 ▲	2.11	0.75
 Rosetta Genomics, Ltd.	16 ▼	27 ▲	2.09	0.91



Title (change with Header & footer button)

8-4-2019











Iskenderun Teknik Üniversitesi'nin Türkiye'de Özel Sektör Potansiyel


İsbirlikleri (2013-2018) (FWCI sıralamasına göre)

Middle East All countries Corporate All authors reset filter

66 not yet collaborating institutions

Map Table + Add to Reporting Export Shortcuts Find institution

Institution	Publications	Authors	Field-Weigh...	Field-Weigh...
 Hy Laboratories Ltd.	14 ▲	7	7.56	2.06
 Gamida Cell Ltd. Cell Therapy Technologies	3 ▲	20	5.64	1.92
 Technical Enterprises Company	3 ▲	1 ▲	3.60	2.81
 Israeli Computational Fluid Dynamics Center	3 ▼	3 ▼	3.20	1.52
 Pharmos Ltd, Israel	1 ▲	3	3.13	1.49
 Insightec Ltd	31 ▼	19 ▼	2.96	1.25
 ARGELA Technologies	10 ▲	27 ▲	2.69	1.17
 Hamad Medical Corporation	2,061 ▲	2,018 ▲	2.34	2.20
 BiondVax Pharmaceuticals Ltd.	4 ▲	10 ▲	2.11	0.75
 Rosetta Genomics, Ltd.	16 ▼	27 ▲	2.09	0.91



Title (change with Header & footer button)

8-4-2019



ELSEVIER

TESEKKURLER

Iskenderun Teknik Universitesi
28 Mart 2019

